

All-Ceramic

Chairside Preparation Guide for IPS e.max®

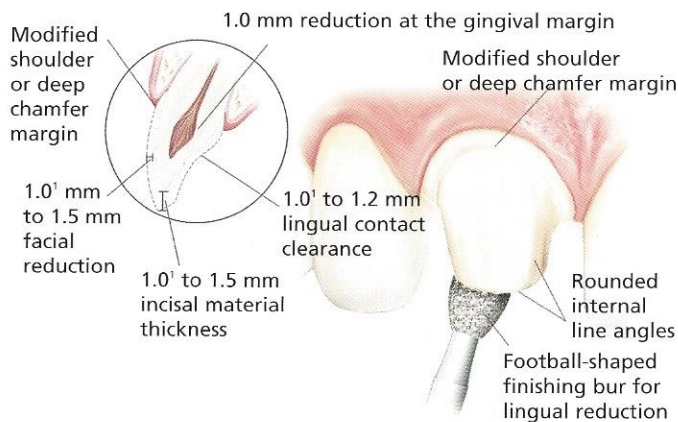
For IPS e.max® indications

		IPS e.max Ceram/ZirPress	IPS e.max ZirCAD	IPS e.max CAD/Press
Anterior	Crown		✓	✓
	Veneer	✓		✓
	Bridge		✓	✓
Posterior	Crown		✓	✓
	Bridge		✓	

Anterior Chairside Preparation Guide

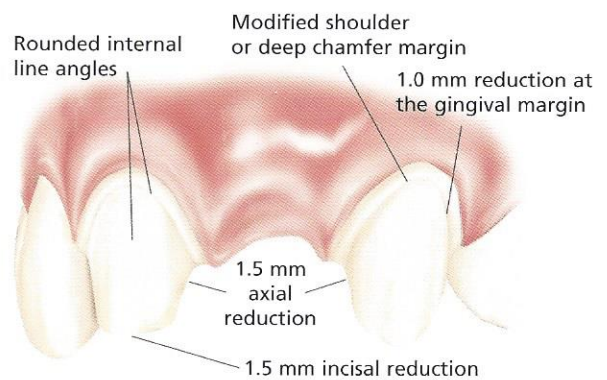
Full-Coverage Restorations

NEW Anterior Crown Preparation



3-Unit Bridge Restorations

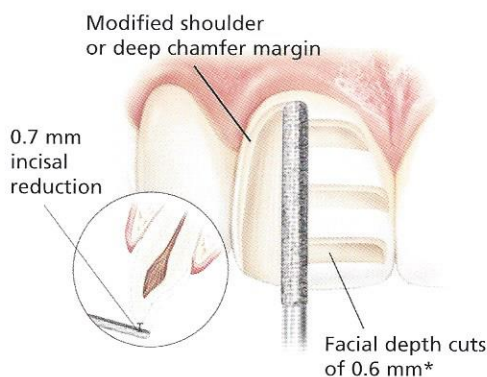
3-Unit Bridge Preparation



Veneers

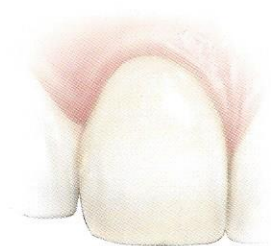
A medium grit, round-ended, diamond bur is used to remove a uniform thickness of facial enamel by joining the depth-cut grooves.

The diamond bur is angled to bevel back the incisal edge.



Thin Veneers

IPS e.max can be pressed to as thin as 0.3 mm for veneers. If sufficient space is present, IPS e.max can be placed over the existing teeth without the removal of any tooth structure. Depending on the case requirements, however, some teeth may need to be prepared to accommodate for the thickness of the ceramic and to ensure proper contour and emergence profile.



*Please note: For additional masking capabilities and/or layering techniques, further reduction may be necessary. Contact your laboratory for further information.
11.0 mm only suitable with adhesive cementation.